



SNAP! WARHOL

In the Photobooth with Andy Warhol & Friends


Factory Direct: Screen Printing




Fine mesh screen is stretched around a frame.




The Screen is filled with light sensitive chemicals and dried.




A positive is made by drawing or printing a design on transparent material.




The positive is arranged on the screen and exposed to light.




Light causes a chemical reaction, bonding the chemicals to the exposed parts of the screen.




Unexposed chemicals are washed away, leaving behind the negative image.



The screen is laid face-down on a surface and ink is applied along the edge.



A rubber squeegee is used to spread a thin layer of ink evenly across the screen.



The ink is pushed through the tiny holes in the screen and creates an image on the surface!